




WR-06 Probe Antenna

Description:

Model SAP-06-R2 is a D-band probe antenna that operates from 110 GHz to 170 GHz. The antenna offers 6.5 dBi nominal gain and 115 degrees typical half power beamwidth on the E-plane and 60 degrees typical half power beamwidth on the H-plane. The antenna supports linear polarized waveforms. The input of this antenna is a WR-06 waveguide with UG387/U-M flange.



Features:

- Rectangular Waveguide Interface
- Precisely Machined and Gold Plated
- Linear Polarization
- High Return Loss

Applications:

- Antenna Ranges
- Antenna Gain Measurements
- System Setups

Electrical Specifications:

Parameter	Minimum	Typical	Maximum
Frequency	110 GHz		170 GHz
Gain		6.5 dBi	
Polarization		Linear	
3 dB Beamwidth, E-Plane		115°	
3 dB Beamwidth, H-Plane		60°	
Side Lobes, E-Plane		-10 dB	
Side Lobes, H-Plane		-14 dB	
Return Loss		9 dB	
Specification Temperature		+25°C	
Operating Temperature	-40°C		+85°C

Mechanical Specifications:

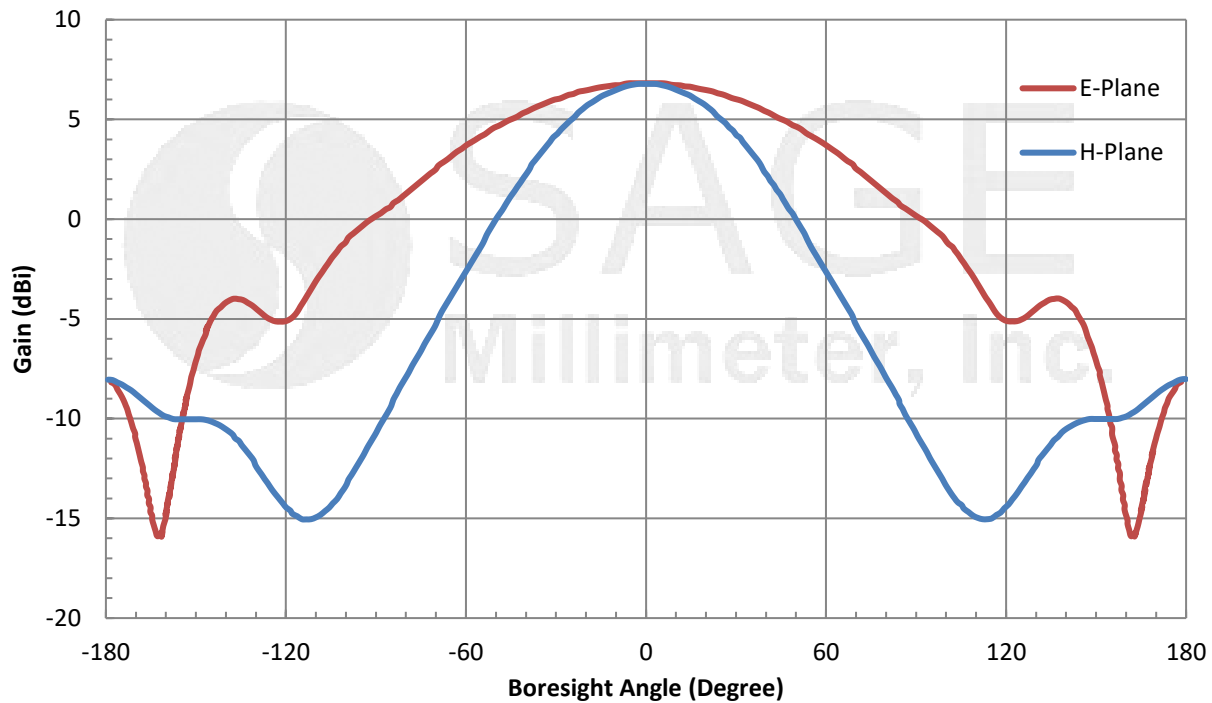
Item	Specification
Antenna Port	WR-06 Waveguide
Flange Type	UG-387/U-M Flange
Size	1.00" (L) x 0.75 (Ø)
Material	Brass
Finish	Gold Plated
Weight	0.4 Oz
Outline	AP-RD



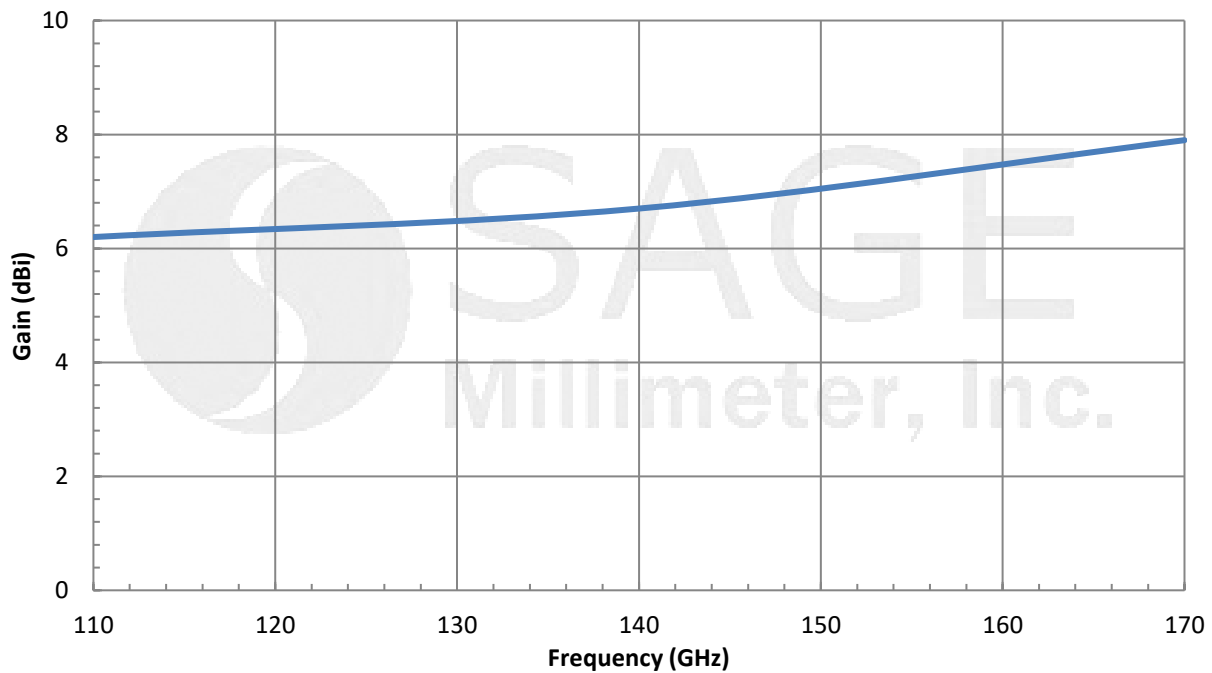


WR-06 Probe Antenna

Typical Antenna Pattern @ 140 GHz



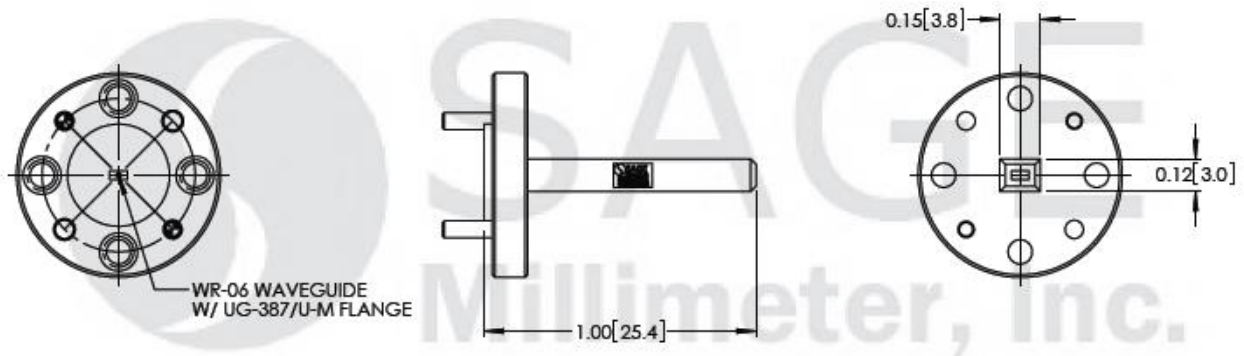
Typical Gain vs. Frequency





WR-06 Probe Antenna

Mechanical Outline: (Unless otherwise specified, all dimensions are in inches [millimeters])



Note:

- All data presented is simulated. Through a high precision machining process, actual performance will be close to the simulation.
- SAGE Millimeter, Inc. reserves the right to change the information presented without notice.

Caution:

- Any foreign objects in the waveguide will cause performance degradation and possible device damage.

