



WR-28 Pyramidal Horn Antenna, 17 dBi Gain with 2.92 mm Coax Input

Description:

Model SAR-1725-28KF-R2 is a Ka-band pyramidal horn antenna with a right angle (90°) 2.92 mm (F) coax connector to cover the frequency range of 26.5 GHz to 40 GHz. The antenna offers 17 dBi nominal gain and a typical half power beamwidth of 23 degrees on the E-plane and 24 degrees on the H-plane. The antenna supports linear polarized waveforms. The model with 2.92 mm (M) connector is offered under model number SAR-1725-28KM-R2



Features:

- Inline Configuration
- Linear Polarization
- DC Open Circuit at Input

Applications:

- Antenna Ranges
- Antenna Gain Measurements
- System Setups

Electrical Specifications:

Parameter	Minimum	Typical	Maximum
Frequency	26.5 GHz	33.25 GHz	40 GHz
Gain		17 dBi	
Polarization		Linear	
3 dB Beamwidth, E-Plane		23°	
3 dB Beamwidth, H-Plane		24°	
Sidelobes, E-Plane		-12 dB	
Sidelobes, H-Plane		-35 dB	
Return Loss		23 dB	
Power Handling			50 W (CW)
Specification Temperature		+25 °C	
Operating Temperature	-45 °C		+85 °C

Mechanical Specifications:

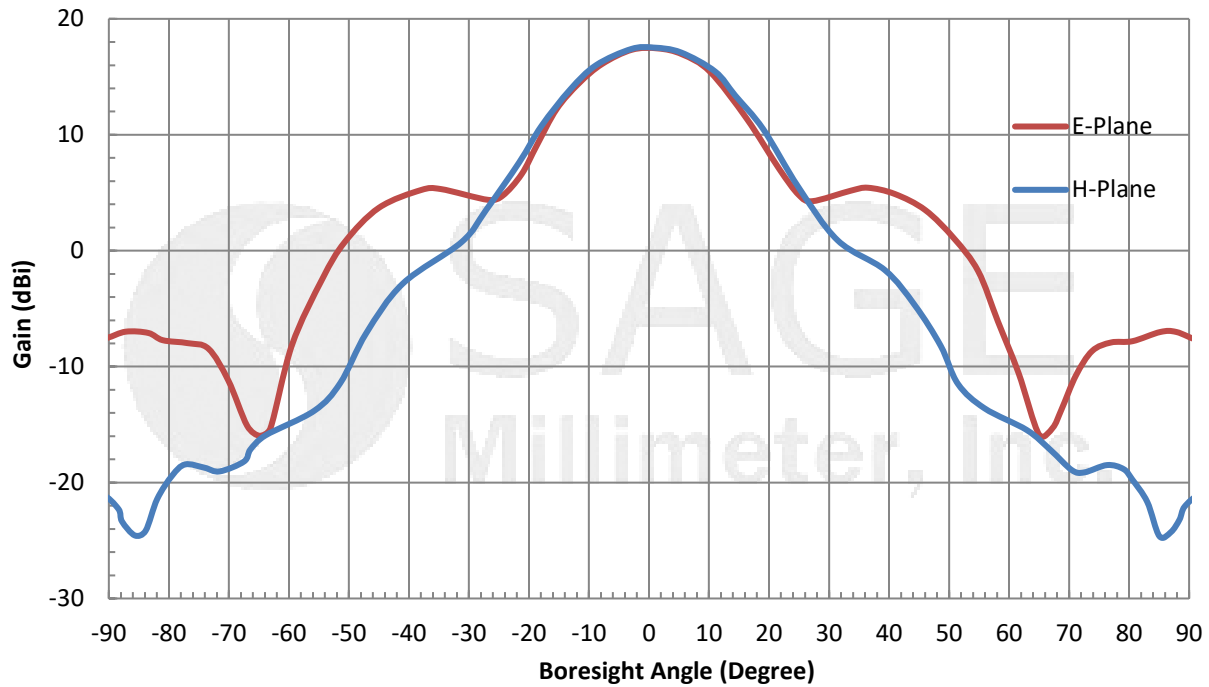
Item	Specification
Antenna Port (F)	2.92 mm Female for Model Number : SAR-1725-28KF-R2
Antenna Port (M)	2.92 mm Male for Model Number : SAR-1725-282M-R2
Size	2.50" (L) X 1.08" (W) X 0.86" (H)
Material	Aluminum
Connector Material	Stainless Steel
Finish	Gold Plated
Weight	0.8 Oz
Outline	AR-AK17-R



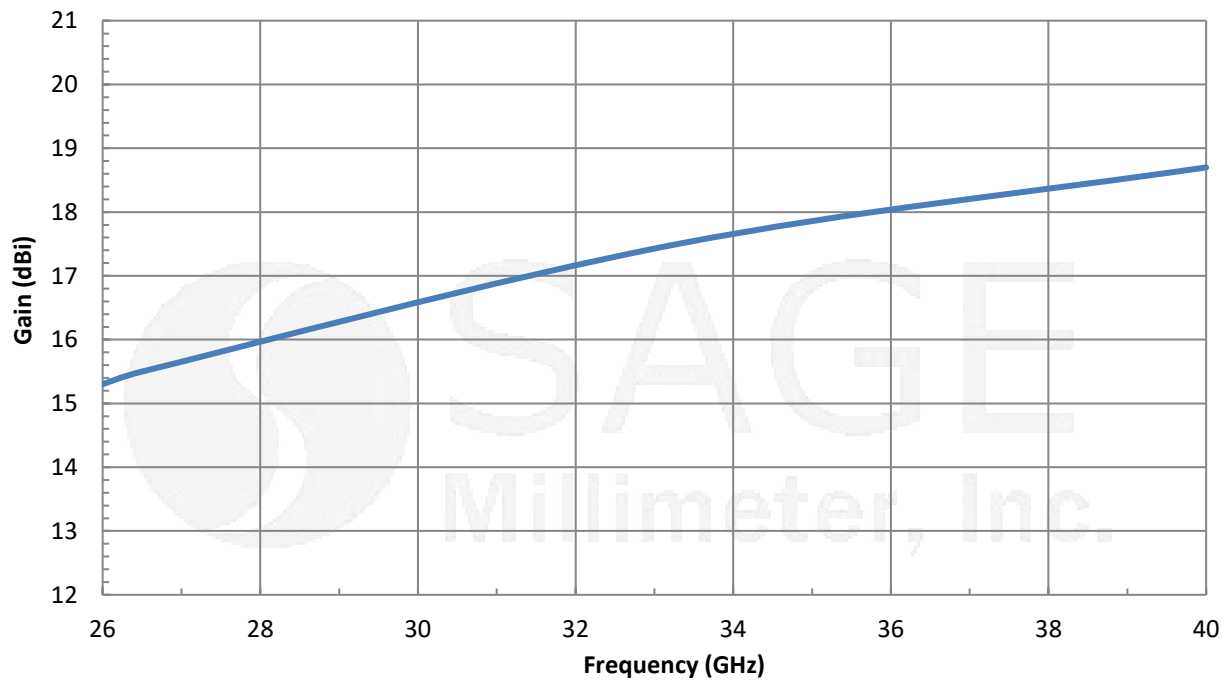


WR-28 Pyramidal Horn Antenna, 17 dBi Gain with 2.92 mm Coax Input

Typical Antenna Pattern @ 33.25 GHz



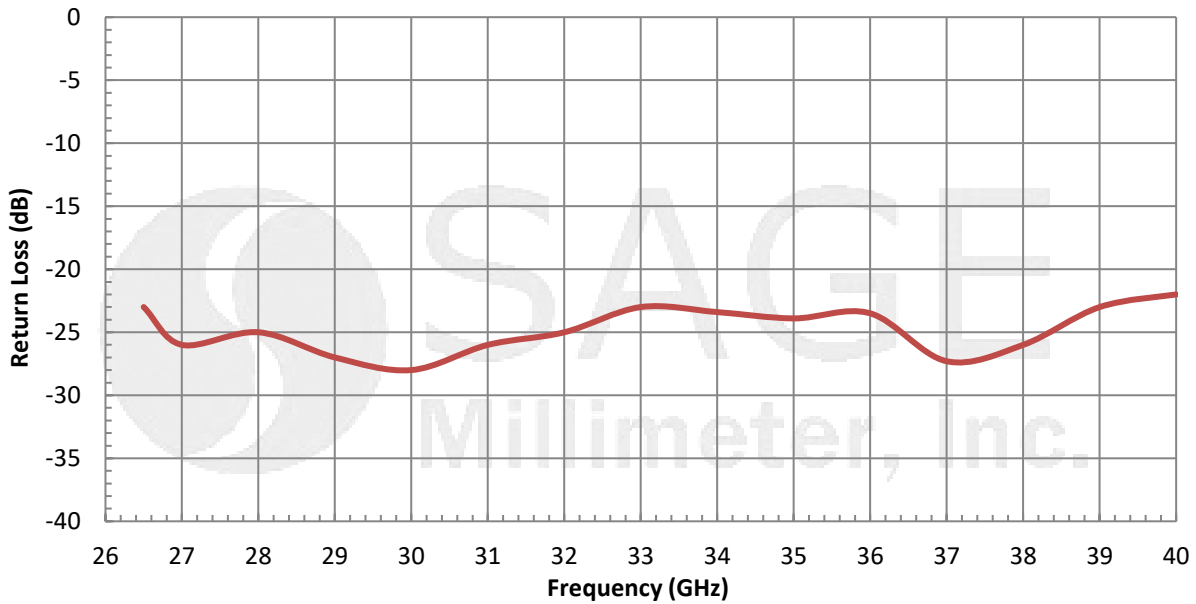
Typical Gain vs. Frequency



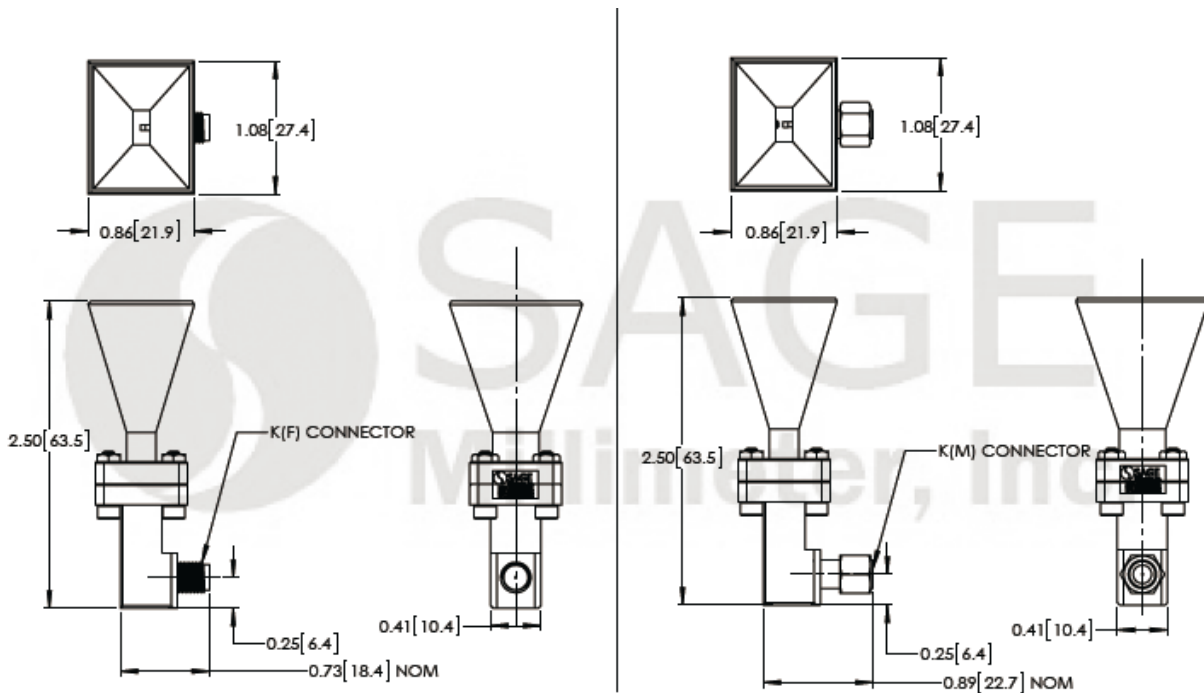


WR-28 Pyramidal Horn Antenna, 17 dBi Gain with 2.92 mm Coax Input

Typical Measured Return Loss vs. Frequency



Mechanical Outline: (Unless otherwise specified, all dimensions are in inches [millimeters])





WR-28 Pyramidal Horn Antenna, 17 dBi Gain with 2.92 mm Coax Input

Note:

- The antenna patterns presented are simulated. Actual data may vary.
- The return loss data presented is collected from a sample lot. Actual data may vary unit to unit.
- All testing was performed under 25°C room temperature.
- SAGE Millimeter, Inc. reserves the right to change the information presented without notice.

Caution:

- Any foreign objects in the antenna will cause performance degradation and possible device damage.
- Proper torque, 8.0 ± 0.15 inch-pounds (0.92 ± 0.05 Nm), should be applied. **SAGE Millimeter torque wrench, model SCH-08008-S1, is highly recommended.**

