




## WR-34 Pyramidal Horn Antenna, 17 dBi Gain with 2.92 mm Coax Input

### Description:

**Model SAR-1725-34KF-E2-WR** is a pyramidal horn antenna with a end launch (180°) WR-34 waveguide to 2.92 mm (F) coax panel mount adapters to cover the frequency range of 22 GHz to 33 GHz. The antenna offers 17 dBi nominal gain and a typical half power beamwidth of 26 degrees on the E-plane and 24 degrees on the H-plane. The antenna supports linear polarized waveforms. The model with 2.92 mm (M) coax panel mount adapter is offered under model number SAR-1725-34KM-E2-WR.



### Features:

- Inline Configuration
- Linear Polarization
- DC Short Circuit at Input

### Applications:

- 5G Systems
- Antenna Ranges
- Antenna Gain Measurements
- System Setups

### Electrical Specifications:

Parameter	Minimum	Typical	Maximum
Frequency	22 GHz		33 GHz
Gain		17 dBi	
Polarization		Linear	
3 dB Beamwidth, E-Plane		26°	
3 dB Beamwidth, H-Plane		24°	
Sidelobes, E-Plane		-14 dB	
Sidelobes, H-Plane		-36 dB	
Return Loss		20 dB	
Power Handling			50 W (CW)
Specification Temperature		+25 °C	
Operating Temperature	-40 °C		+85 °C

### Mechanical Specifications:

Item	Specification
Antenna Port (F)	2.92 mm Female for Model Number: SAR-1725-34KF-E2-WR
Antenna Port (M)	2.92 mm Male for Model Number: SAR-1725-34KM-E2-WR
Material	Aluminum
Connector Material	Stainless Steel
Finish	Gold Plated
Weight	3.5 Oz
Size	3.17" (L) X 1.45" (Ø)
Outline	AR-3C17-E-WR

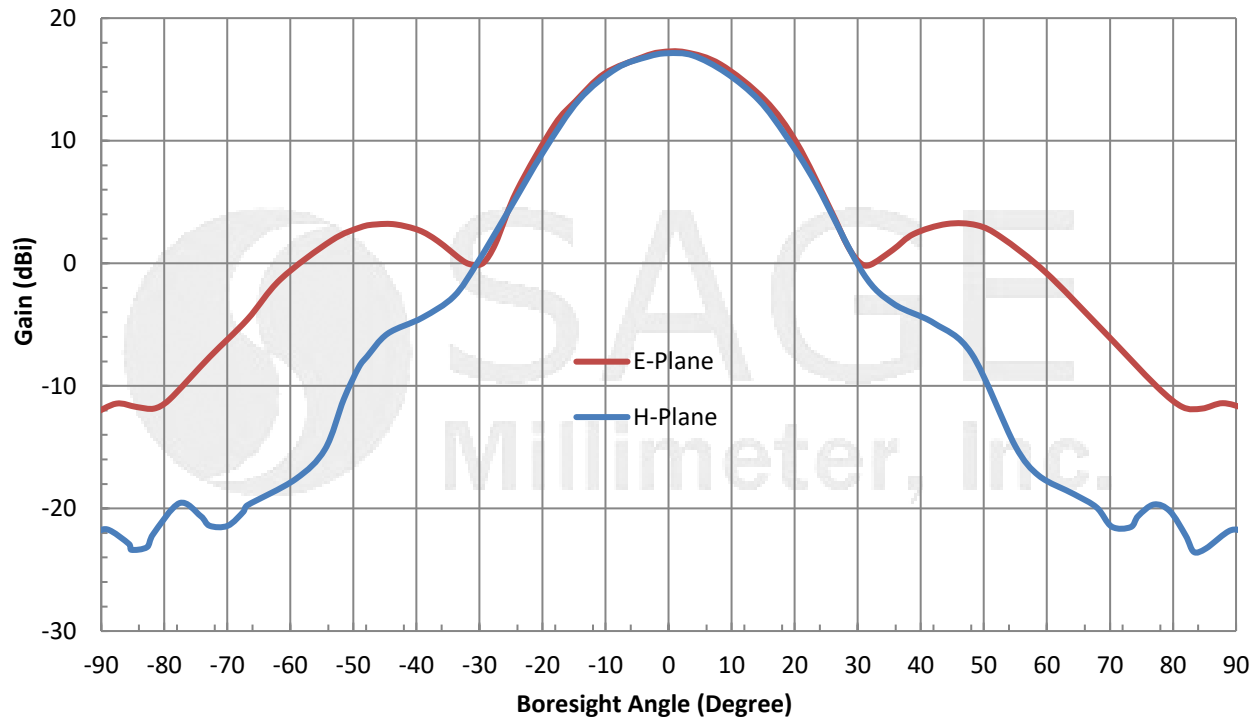


www.sagemillimeter.com | 3043 Kashiwa Street, Torrance, CA 90505  
 Phone: 424-757-0168 | Fax: 424-757-0188 | Email: sales@sagemillimeter.com

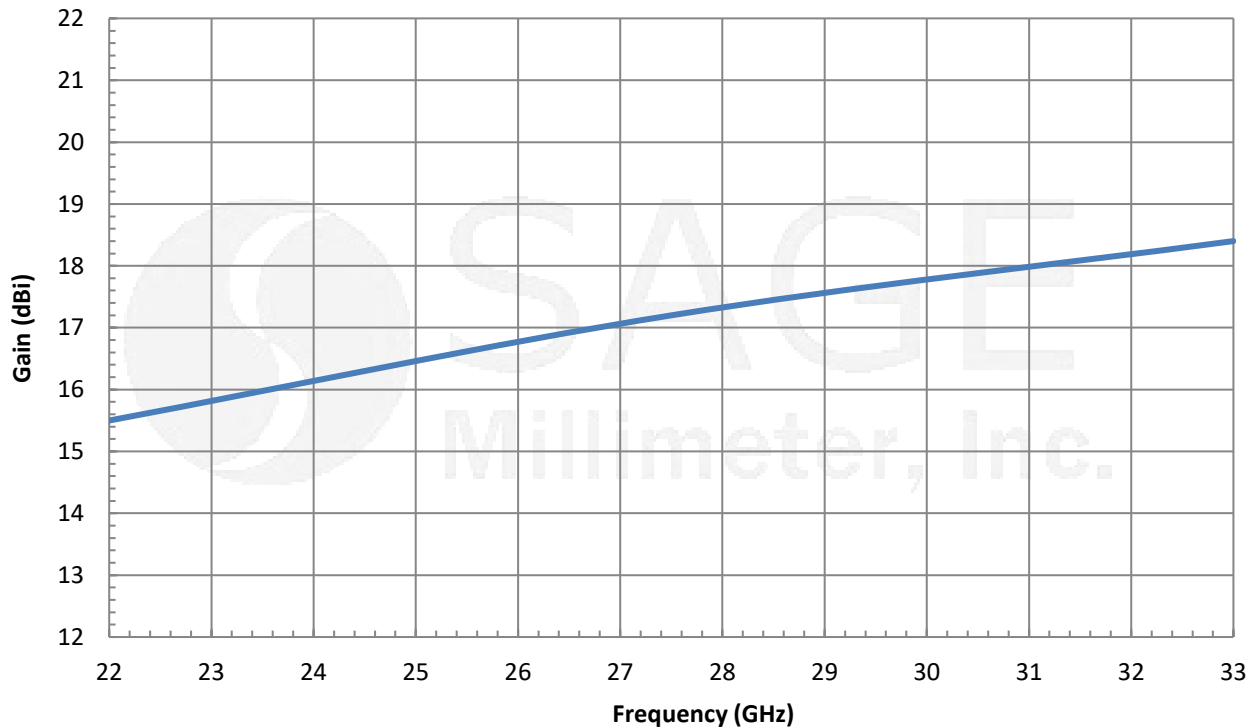


WR-34 Pyramidal Horn Antenna, 17 dBi Gain with 2.92 mm Coax Input

Typical Antenna Pattern @ 27.5 GHz



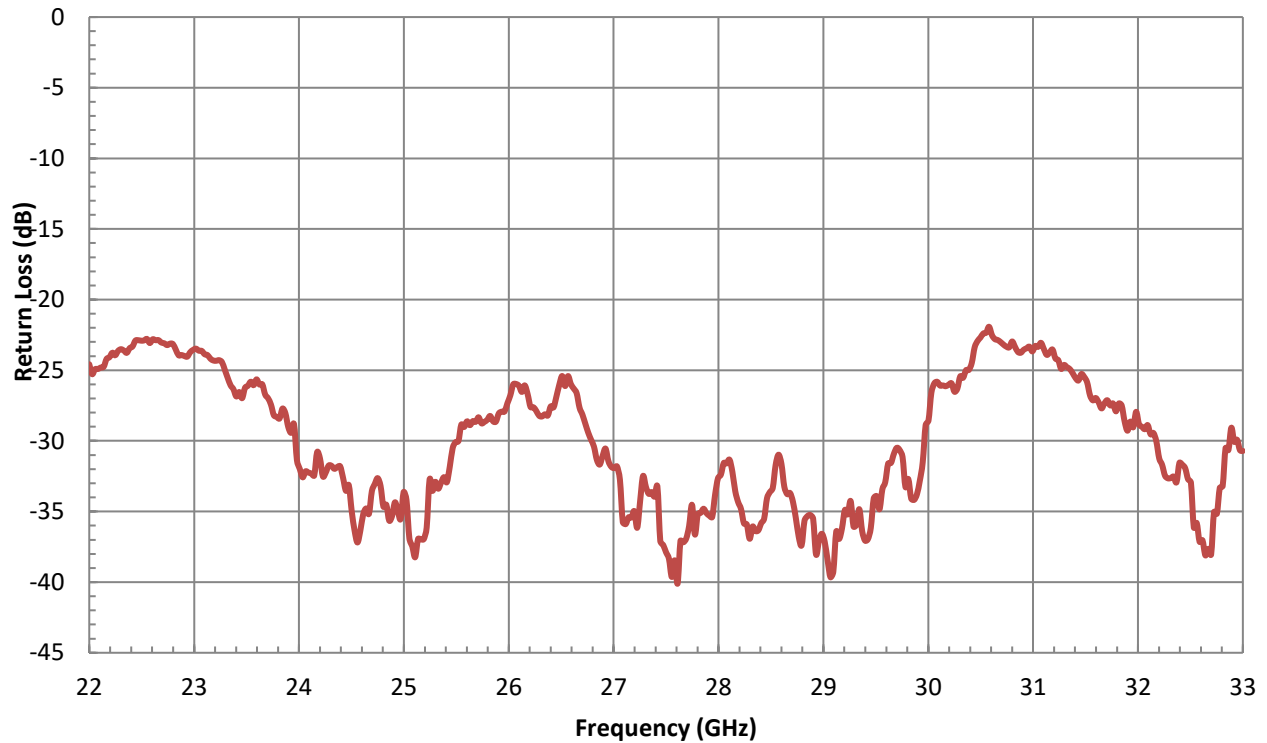
Typical Gain vs. Frequency



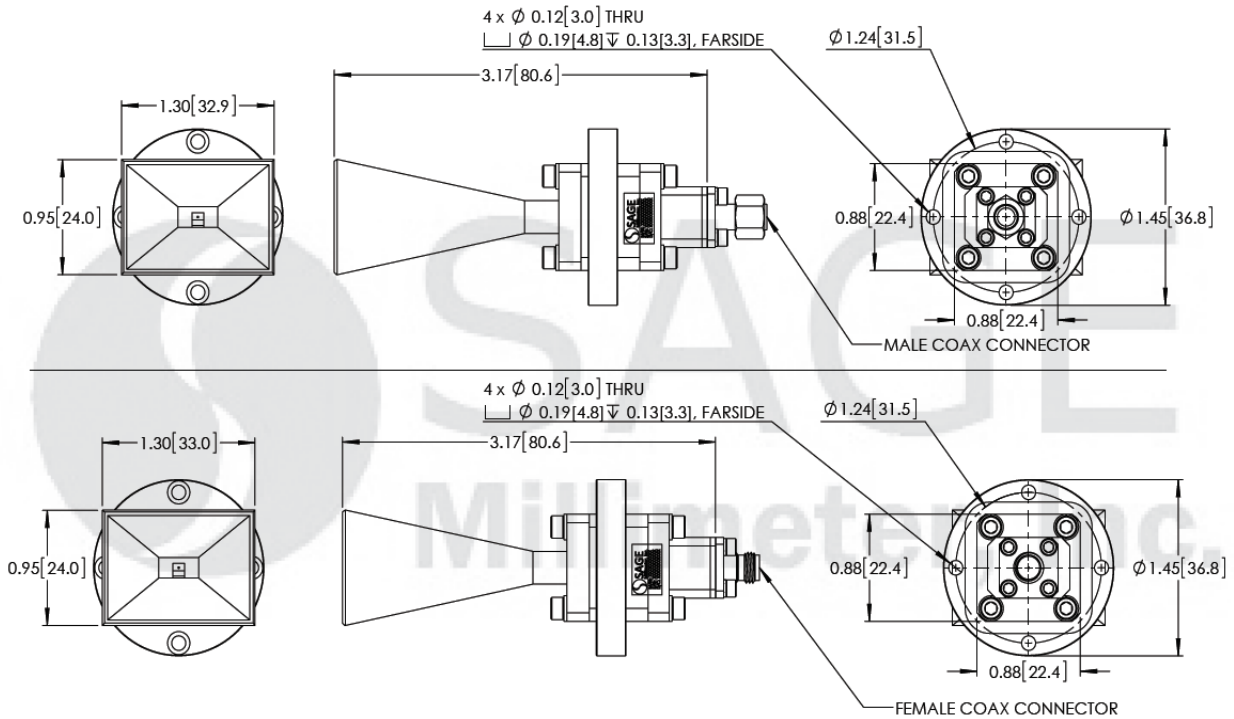


## WR-34 Pyramidal Horn Antenna, 17 dBi Gain with 2.92 mm Coax Input

### Typical Return Loss vs. Frequency



### Mechanical Outline: (Unless otherwise specified, all dimensions are in inches [millimeters])



www.sagemillimeter.com | 3043 Kashiwa Street, Torrance, CA 90505  
 Phone: 424-757-0168 | Fax: 424-757-0188 | Email: sales@sagemillimeter.com



## WR-34 Pyramidal Horn Antenna, 17 dBi Gain with 2.92 mm Coax Input

### Note:

- The antenna pattern and gain data presented are simulated. Actual data may vary.
- The return loss data presented is collected from a sample lot. Actual data may vary unit to unit.
- All testing was performed under 25°C room temperature.
- SAGE Millimeter, Inc. reserves the right to change the information presented without notice.

### Caution:

- Any foreign objects in the antenna will cause performance degradation and possible device damage.
- Proper torque,  $8.0 \pm 0.15$  inch-pounds ( $0.92 \pm 0.05$  Nm), should be applied. **SAGE Millimeter torque wrench, model SCH-08008-S1, is highly recommended.**

