




WR-15 Waveguide Cable, Flexible, 12" Long

Description:

Model SCW-1515012-F1 is a 12" long, flexible, WR-15 waveguide cable. The frequency range of the waveguide cable is 50 to 75 GHz. The cable allows for varied orientations of waveguide to waveguide connections. The cable has a typical insertion loss of 8.0 dB and a nominal return loss of 14 dB. The cable is flexible with a minimum bend radius of 0.250". Other lengths are offered under different models.



Features:

- Full Band Coverage
- High Return Loss
- Flexible and Durable

Applications:

- Test Lab
- Sub-assemblies

Electrical Specifications:

Parameter	Minimum	Typical	Maximum
Frequency	50 GHz		75 GHz
Insertion Loss		8.0 dB	
Return Loss		14 dB	
Power Handling			2 W (CW)
Specification Temperature		+25 °C	
Operating Temperature	-40 °C		+85 °C

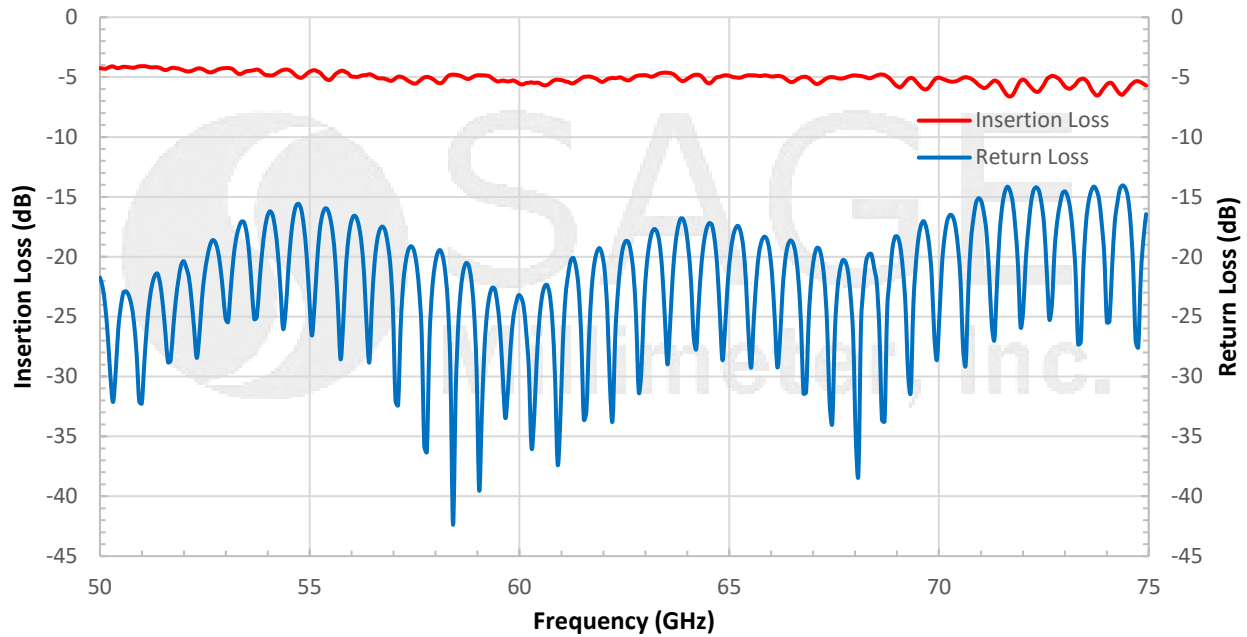
Mechanical Specifications:

Item	Specification
Minimum Bending Radius	0.250"
Waveguides	WR-15 with UG-385/U Flange
Waveguide Material and Finish	Gold Plated Aluminum
Cable Connectors	1 mm Male
Connector Material	Passivated Stainless Steel
Cable Material	Fluorinated Ethylene Propylene (FEP)
Cable Outer Diameter	0.058"
Length	12.0"
Weight	1.5 Oz
Outline	CW-RVRV-FS-L

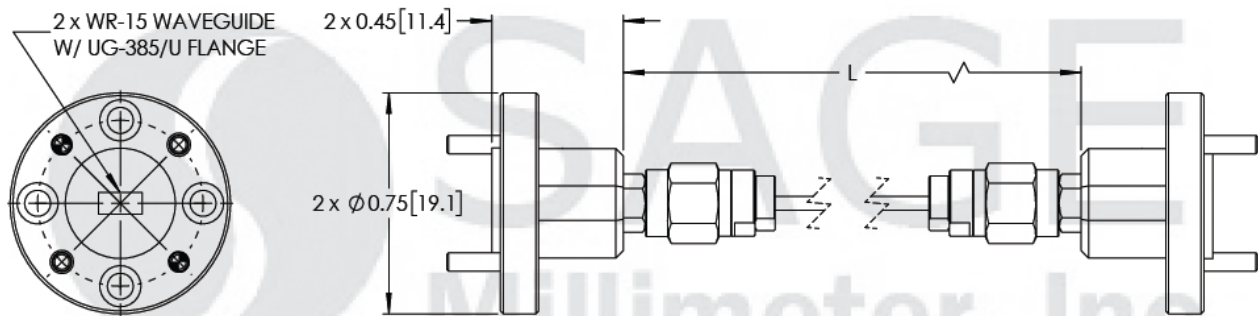


WR-15 Waveguide Cable, Flexible, 12" Long

Typical Performance vs Frequency



Mechanical Outline: (Unless otherwise specified, all dimensions are in inches [millimeters])



Note:

- Length "L" can be customizable.
- All data presented is collected from a sample lot. Actual data may vary unit to unit, slightly.
- All testing was performed under +25 °C case temperature.
- SAGE Millimeter, Inc. reserves the right to change the information presented without notice.

Caution:

- Bending the cable sharply will either cause damage or degrade the performance of the cable.
- Exceeding absolute maximum ratings shown will damage the device.
- Any foreign objects in the waveguide will cause performance degradation and possible device damage.

