

W-Band Faraday Isolator, 90° Twist Input

Description:

Model STF-10-91 is a full band Faraday isolator that operates from 75 to 110 GHz. The Faraday isolator is constructed with a longitudinal, magnetized ferrite rod that causes a Faraday rotation of the incoming RF signal. The Faraday isolator offers 28 dB typical isolation and 1.5 dB nominal insertion loss with good flatness. The return loss of the isolator is 15 dB. The input and output ports are WR-10 waveguides with UG-387/U-M flanges and feature a 90° twist.



Features:

- Full Waveguide Band Operation
- Moderate Insertion Loss
- High Isolation
- Instrumentation Grade
- 90 Degree Configuration

Applications:

- Test Labs
- Instrumentations
- Sub-assemblies

Electrical Specifications:

Parameter	Minimum	Typical	Maximum
RF Frequency	75 GHz		110 GHz
Insertion Loss		1.5 dB	2.2 dB
Isolation		28 dB	
Return Loss		15 dB	
Power Handling		1.0 W (CW)	1.2 W (CW)
Specification Temperature		+25 °C	
Operation Temperature	-40 °C		+85 °C

Mechanical Specifications:

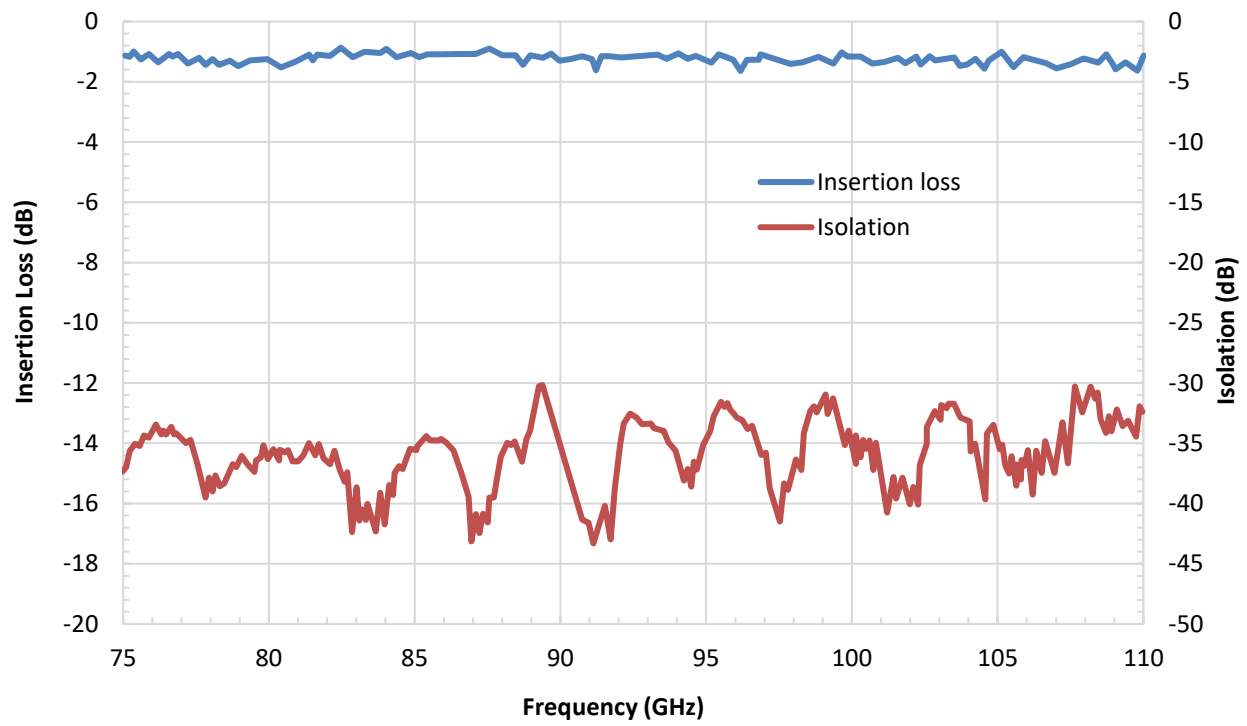
Item	Specification
RF Input and Output Ports	WR-10 Waveguide with UG-387/U-M Flange
Waveguide Flange Material	Brass
Waveguide Flange Finish	Gold Plated
Cover Material	Aluminum
Cover Finish	Black Anodized
Weight	2.2 Oz
Insertion Length	2.75"
Outline	TF-SW-9



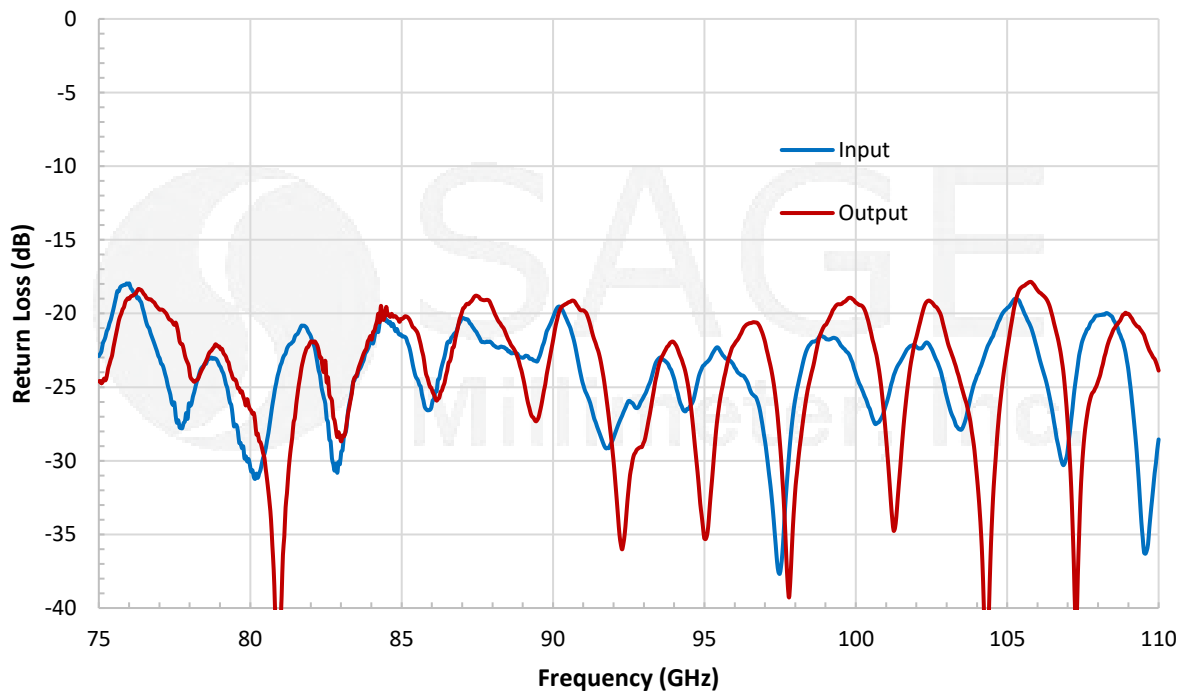


W-Band Faraday Isolator, 90° Twist Input

Typical Performance vs. Frequency



Typical Return Loss vs. Frequency

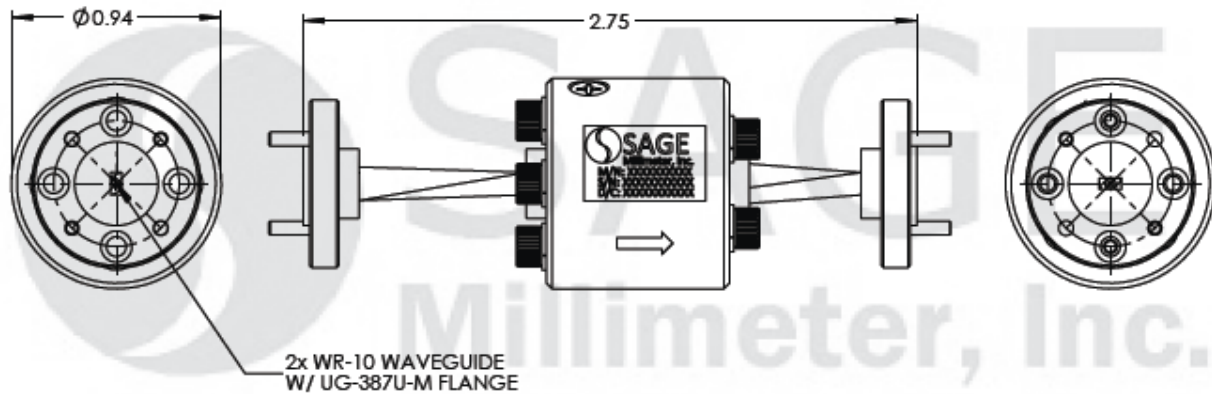


www.sagemillimeter.com | 3043 Kashiwa Street, Torrance, CA 90505
 Phone: 424-757-0168 | Fax: 424-757-0188 | Email: sales@sagemillimeter.com



W-Band Faraday Isolator, 90° Twist Input

Mechanical Outline: (Unless otherwise specified, all dimensions are in inches)



Note:

- All data presented is collected from a sample lot. Actual data may vary unit to unit.
- All testing was performed under +25°C case temperature.
- The standard model is offered under model number **STF-10-S1**.
- The compact version is offered under model number **STF-10-91-C**.
- Other custom mechanical configurations are available under different model numbers.
- SAGE Millimeter, Inc. reserves the right to change the information presented without notice.

Caution:

- Exceeding absolute maximum ratings will damage the device.
- The device is sensitive to magnetic fields. Always keep magnet fields 6 inches away.
- Any foreign objects in the waveguide will cause performance degradation and may damage the device.

