




Full Waveguide Band, E-Band Noise Source

Description:

Model STZ-12-01 is an E-Band noise source that delivers a 15 dB nominal ENR with extreme flatness across the frequency range of 60 to 90 GHz. The noise source can work in either CW or pulse AM mode by applying a TTL triggering signal via a female SMA connector. This feature can also be used in automatic test systems to remotely turn the noise source on and off. In addition, a toggle switch (power/triggering inversion switch) is provided to turn the noise source on and off manually.



Features:

- Full Waveguide Band Operation
- TTL or Manual On and Off Switches
- CW or Pulsed AM Operation Modes
- Precision Calibrated and Flat ENR

Applications:

- Test Labs
- Instrumentations
- Radiometric Systems

Electrical Specifications:

Parameter	Minimum	Typical	Maximum
Input Frequency Range	60.0 GHz		90.0 GHz
ENR		15.0 dB	
ENR Flatness		±1.5 dB	
Temperature Stability		0.01 dB/°C	
Long Term Temperature Stability		0.05 dB/day	
AM Modulation Trigger	TTL		
AM Modulation Rate	1.0 KHz		
DC Bias	+18 V _{DC} /50 mA	+28 V _{DC} /60 mA	+30 V _{DC} /75 mA
Specification Temperature	+25°C		
Case Temperature	0°C		+50°C

Mechanical Specifications:

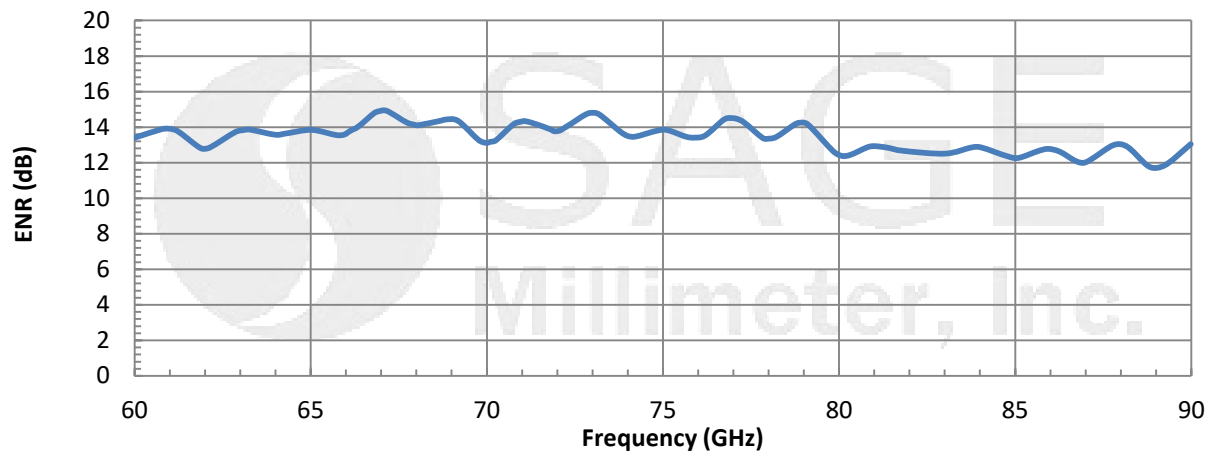
Item	Specification
RF Output	WR-12 Waveguide with UG-387/U Flange
Bias Port Connector Type	BNC (F)
AM Modulation Connector Type	SMA (F)
Size	2.36" (L) x 1.97" (Ø)
Finish	Silver Plated and Black Paint
Weight	8.9 Oz
Outline	TZ-OE



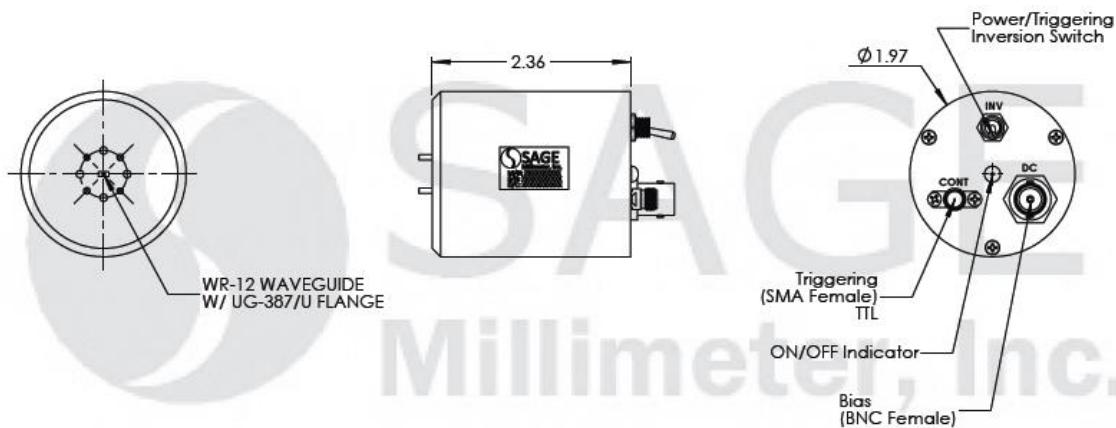
Full Waveguide Band, E-Band Noise Source

Typical Performance vs. Frequency

$V_{DC} = +28\text{ V}$, $I_{DC} = 60\text{ mA}$



Mechanical Outline: (Unless otherwise specified, all dimensions are in inches)



Note:

- All data presented is collected from a sample lot. Actual data may vary unit to unit.
- All testing was performed under +25°C case temperature.
- The **Triggering Port** (female SMA connector) of the noise source is provided to turn the noise source on and off via a TTL control signal any time the **Bias** is applied. The switching frequency is limited to 1 KHz.
- The **Power/Triggering Inversion Switch** of the noise source is provided to manually turn the noise source on and off any time the **Bias** is applied. When the switch is in the “ON” position, the LED light will be illuminated.
- SAGE Millimeter, Inc. reserves the right to change the information presented without notice.

Caution:

- Exceeding absolute maximum ratings will damage the device.



www.sagemillimeter.com | 3043 Kashiwa Street, Torrance, CA 90505
Phone: 424-757-0168 | Fax: 424-757-0188 | Email: sales@sagemillimeter.com

Full Waveguide Band, E-Band Noise Source

- Any foreign objects in the waveguide will cause performance degradation and possible device damage.

